



ottobock.

# Made for Living

Kimba Neo

Quality for life

Information for Parents





## A secure place for your sunshine



No matter what you do, no matter where you are: the Kimba Neo takes you through the week.





Every child is a little sunshine. Each one having their own laugh, dreams and needs. This is why we designed the Kimba Neo rehab buggy. It looks like a normal stroller, but is equipped with several unique features. It can be individually fine-tuned to meet the needs of your child and is nonetheless easy to use.

Your child has stable seating and can take an active interest in and interact with his/her environment. And shine as only stars can.

# Nice and comfortable Through the week with Kimba Neo



## **Wednesday, 11.00 Uhr: Meeting at the playground**

Does everyday life always have to be dull? Of course not! That's why the Kimba Neo looks the way it does: chic. And that's why it's also really comfortable. The plush padding surrounds your child softly and securely. While the suspension - adjusted for the weight of your child - absorbs shocks, keeping the child safe and secure on rough or uneven terrain. Attractive to you, comfortable for your child.

Because of the individual adjustment options to the seating unit the child is safe, secure, well positioned and comfortable. The multi-purpose seat can be individually adjusted for each child. The child is secured in a fashion that allows him/her to be relaxed but remain active. This can serve to assist therapy and provides a sense of well-being for your child.




### 1 Comfortable and secure

- Soft padding
- Supports the spinal column
- Prevents sagging
- Adjustable side supports at the hips, thighs and if necessary, the head

### Multi-purpose seat

- Seat can be adapted for various therapeutic needs
- The height, width and depth of the seat can be individually adjusted
- Adjustable head and side supports
- Adjustable seat and foot angles



### 2 New design

- Based on the prize-winning design of its predecessor "Kimba Spring"
- Available in a selection of colours
- Stable structure with an elegant design

### 3 Suspension

- Less spasms
- Individually adjustable
- Smoother ride
- Better steering on uneven surfaces





# Perfect seating

## Kimba neo adapts to every situation



**Saturday, 15 Uhr:  
Children's birthday party of Lisa**

Providing an ideal fit is accomplished through customised adjustments made to the height, width, depth, support padding and seating angle, as specified by the therapist - it's that easy!

During the course of the day you will be able to adjust the seat as circumstances require: for relaxation purposes you can simply tilt the whole seat (see info box). The backrest can be adjusted into a reclining position – ideal for naps and relief as the child requires.



▶ **Seat tilt**



▶ **Continuous inclination of the backrest**



▶ **Reclining position**



# Every moment counts

## In contact with the child



**Thursday, 14.00 Uhr:**

**Excursion with grandma and grandpa to the fair**

While underway, grandma and grandpa can't take their eyes off their grandchild. Not only do they watch their grandchild very closely while underway: initially they still feel unsure of themselves. The functionality of the Kimba Neo is very user-friendly. Starting with the seat, it is easily removed from the frame and re-attached to the base – providing the best view of the child.

### **It is easy to change position**

- 1** With a handle grip you remove the seat from the lower frame and lift it up.
- 2** You put the seat back in the reverse direction.











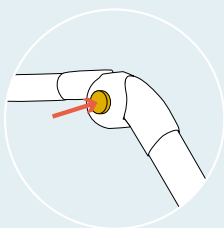


# The rehab buggy for the sunshine

- Chic and comfortable
- Easy to use
- Makes everyday life easier
- Individually adjustable
- Stable seating position assists therapy
- Your child can take an active interest in and interact with his/her environment
- Folds up easily
- Removable seat
- Attachable seat can be reversed (child facing you)
- Can be used in a wheelchair accessible vehicle

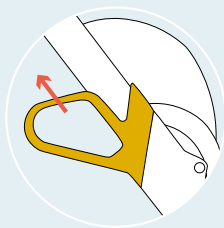
# It's as easy as this

## Kimba Neo at a glance



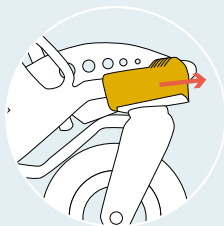
### Adjusting the push bar

Press the buttons on the hinge mechanism and pull the bar to the desired height.



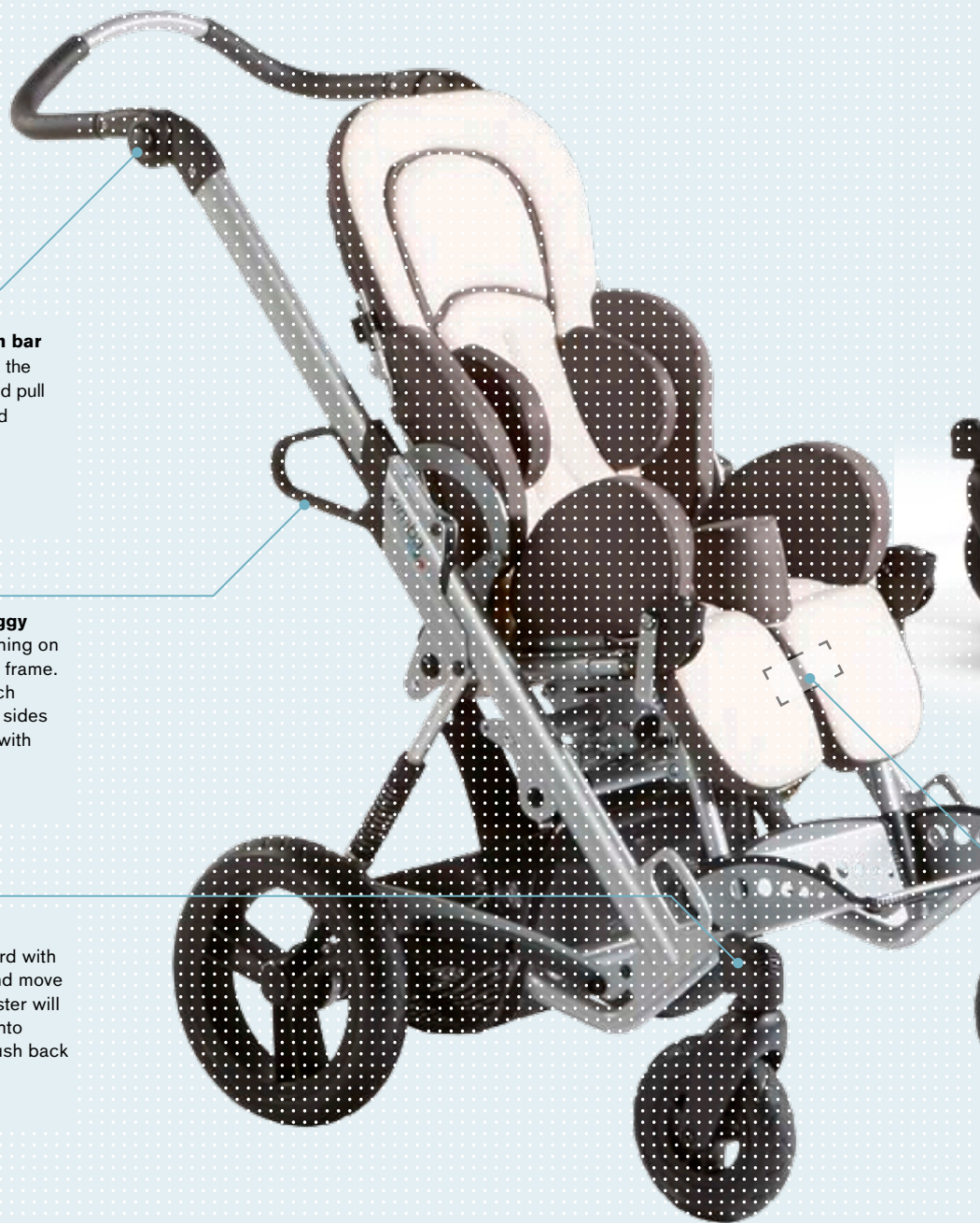
### Folding up the buggy

The seat and everything on it stays on the lower frame. Just release the catch mechanism on both sides and fold it together with one hand.



### Swivel lock

Push the lock forward with your hand or foot and move on. The steering caster will automatically click into place. To release push back the swivel lock.

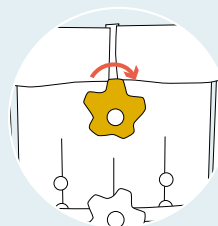






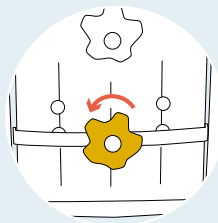
#### Adjustment of the seat tilt

Turn the upper rotary handle on the backrest to the right and place the seat in the position that your child needs at the moment. Let go of the rotary handle to fix the position. Your child will relax and all adjustments are retained.



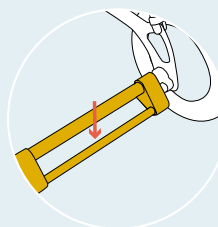
#### Adjusting the back angle

Loosen the lower rotary handle (turn to the left), until the backrest can be moved freely. Adjust the backrest as desired and retighten the screw.



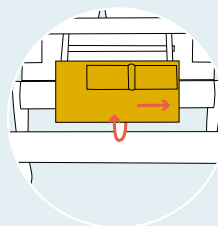
#### Brake

Step on the brake arm and the Kimba Neo will remain stationary. When placing your child into or taking your child out of the buggy the braking mechanism is to be engaged.



#### Removal of the seat/ turning the seat

No tools are necessary to remove the seat. Just open the mount and lift the seat out. If you want eye contact with your child insert the seat in the opposite direction to that in which the buggy is moving.



# Suitable for the whole week

## Kimba Neo is equipped for all daily act



**Sunday, 10 Uhr:**  
**Excursion to the lake**

### ► **Easy to store**

For driving or for transport the Kimba Neo can be folded together, locked and stowed away with just a few hand movements. It is just as easy to set up again.



**Monday, 14 Uhr:**  
**Walk to the playground**

### ► **Adjusting lower**

Whoever loves their child pushes them in a stroller. Or has their child pushed. You can adjust the height of the push bar with the Kimba Neo. That is just as great for tall uncles and aunts as for smaller brothers and sisters. The bar can be adjusted to a very low level.



# ivities



**Thursday, 12 Uhr:**  
**Errands and food in the city**

► **Robust and manoeuvrable**

Steering makes everything a breeze, with the Kimba Neo you can easily manoeuvre through the streets and shops and other day-to-day activities.



**Saturday, 15 Uhr:**  
**Walk with Dad**

► **Moving around**

Always stay calm. Even on rugged terrain in the forest or on cobble stones. The swivel lock of the Kimba Neo locks automatically if the wheels threaten to turn against the direction of the movement. Even move calmly if the brothers and sisters pick up the pace.

# Colours and options


## Standard padding




## Microfibre Melange padding



## Frame colour



## Accessories (Examples)





## Technical data

	Size 1	Size 2
<b>Outdoor mobility base</b>	<b>470G71=10000_K</b>	
Overall width	60 cm	70 cm
Front wheel diameter (ø caster wheel)	17 cm	17 cm
Front wheel diameter (fixed version)	28 cm	28 cm
Rear wheel diameter	28 cm	28 cm
Push handle height (min./max.)	71/116 cm	71/116 cm
Seat tilt (min./max.)	-35°/+10° oder -10°/+35°	-35°/+10° oder -10°/+35°
Maximum load capacity*	55 kg	55 kg
Max. load capacity of storage basket*	7 kg	7 kg
Weight of mobility base	10,5 kg	11,5 kg
Folding size without seat (LxWxH)	79x60x46	79x67x47
Min. folding size + seat facing forward, Seat tilt 10° to the rear, back angle 100° (LxWxH)	90x60x53	97x67x59

	Size 1	Size 2
<b>Multifunc. seating unit</b>	<b>471C71=20000_K</b>	
Seat width	20–30 cm	26–35 cm
Seat depth	19–31 cm	24–40 cm
Backrest height	41–61 cm	56–70 cm
Backrest inclination	80°–180°	80°–180°
Height of slots for shoulder straps (min./max.)	30/45 cm	30/45 cm
Width of shoulder strap slots	5 cm	5 cm
Lower leg length	19–31 cm	20–37 cm
Maximum load capacity*	40 kg	40 kg
Max. load capacity for use in a wheelchair accessible vehicle	27 kg	40 kg
Weight of seating unit	7 kg	8,5 kg
Folding size with lateral supports (L x W x H)	58 x 37 x 42	59 x 43 x 58

\* Attention!

Mobility bases and seating units have different load capacities.

Example:

Example:  
Seating unit (max. 40 kg) + own weight of the seating unit, size 1 (7.5 kg) = 47.5 kg

Mobility base (max. 55 kg) – fully loaded seating unit (47.5 kg) = 7.5 kg for other accessories + load capacity of storage basket

This product is not suitable for jogging or running.

Visit [www.ottobock.com](http://www.ottobock.com), where you can download the brochure and the instructions for use for enlarging.

# Checklist

## Choosing the right rehab buggy

Choosing the right rehab buggy is no small matter. After all, your child will be spending a lot of time in it. But what should you look for? Your child's therapist and orthopaedic technician can tell you what's important for your child. The checklist below contains the most important fundamental criteria to help you choose the right buggy. Because your child deserves it.

Features of the buggy	Kimba Neo	Buggy 1	Buggy 2	Buggy 3
Secure support	✓			
Ability to switch between active and relaxed positions	✓			
Suspension (to avoid spasms)	✓			
Suspension individually adaptable to the weight of the child	✓			
Individual adjustment of the seat width, depth and angle	✓			
Individually adaptable head (option) and hip supports	✓			
Reclining position	✓			
The seat can be rotated on the base to maintain eye contact with the child	✓			
Sturdy material	✓			
Sturdy wheels	✓			
Swivel lock for uneven surfaces	✓			
Is the buggy aesthetically appealing to me?	✓			





