



# Adjustable Width Swivel Bather™ - Instructions -

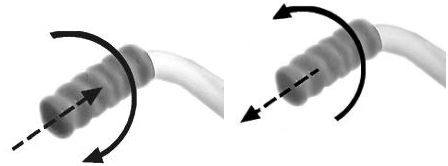
Swivel Bather is a registered trademark of Myco Limited Patent Number 9914087.3

## 1. Adjusting the width of the base frame

*The width of the base can be adjusted -  
from 26" (660mm) to 30" (760mm). -*

Adjust the length of each arm of the base frame by -  
turning the grey end covers: -

- turn clockwise to shorten arm
- turn anti-clockwise to lengthen the arm.



Turn Clockwise  
to shorten arm.

Turn Anti-clockwise to -  
lengthen arm. -

## 2. Fitting the base frame over the bath

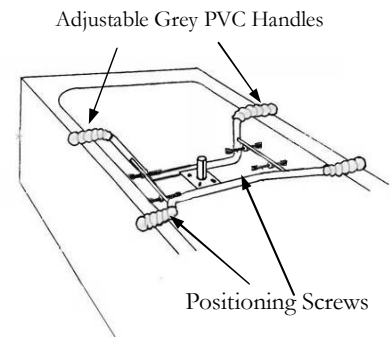
Rest the base frame securely on the bath. Ensure that at least 1 1/4" (30mm) of each arm is resting on the sides of the bath.

Re-adjust the base width if necessary.

**Ensure that the rivets at the end of the adjustable handles are turned to the side so they do not rest on the bath.**

Turn **all four** positioning screws until the black rubber ends are touching the sides of the bath. Do not over tighten.

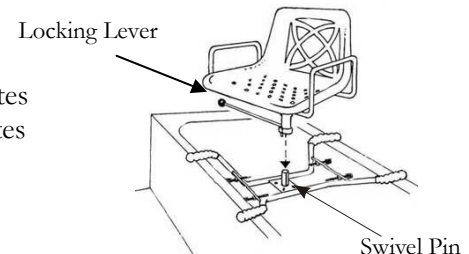
**Safety Note: If the Swivel Bather is removed and replaced over the bath, it is important to ensure that the positioning screws are readjusted as detailed above.**



## 3. Fitting the seat

Place the seat on the base frame. The socket under the seat locates over the swivel pin of the base frame. Ensure that the seat rotates freely.

Lock the seat by pushing the black knob on the locking lever gently down until the lock locates in the slots in the base frame.



## 4. Using the Swivel Bather



Swivel the seat to face the side of the bath and lock into position. The user can now be seated.



Unlock the seat by lifting the locking lever and transfer legs over the side of the bath.



Lock the seat when over the bath for extra security while washing or showering.

The Adjustable Width Swivel Bather (SBAX) is suitable for users up to 20 stone (127kg)

The Heavy Duty Adjustable Model (SSAX) is suitable for users up to 25 stone (160kg)



Manufactured in China for SmitCare

SmitCare Ltd, 14 Camberley Business Centre, Camberley GU15 3DP -  
Telephone: 01276 677888 Fax: 01276 691565 e-mail: sales@smitcare.co.uk -